



Student User Guide

Ethan M. Lewis

Method Test Prep

© 2016



Table Of Contents

- [Chapter 1: Welcome to Method Test Prep!](#)
- [Chapter 2: The Student Dashboard](#)
- [Chapter 3: Checklist Tasks](#)
- [Chapter 4: Using the Navigation Bar](#)
- [Chapter 5: Quiz on Demand](#)
- [Chapter 6: The Resource Center](#)



Welcome To Method Test Prep!

Thank you for choosing Method Test Prep as your provider of online ACT® and SAT® preparation. Method Test Prep's online program is used by tens of thousands of students every week, all around the world. We are confident that if you use the program diligently your score will improve.

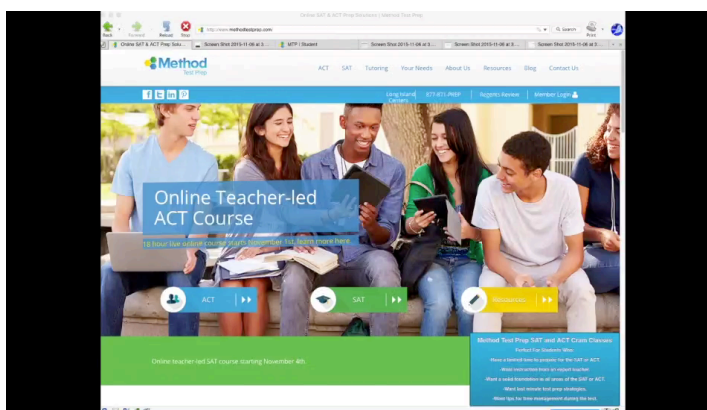
The "method" to the Method Test Prep program consists of a system that provides students with ample feedback throughout the process. You will always know how much of the program you have worked through, which tasks you have completed, and what is left to do. We also provide detailed explanations of the correct answers to the thousands of questions built into the program.



SMART IDEA ALERT! Make sure to read the explanations and watch any explanatory videos for questions that you get wrong (or for ones that you got right by guessing). Then go back the next day and try the questions again. When you can answer every question in our program correctly, you can be positive that you are fully prepared for the test.

Are you ready to get started?
Let's begin working to raise your score!

Movie 1.1 The First 7 Things You Should Do



<https://methodtestprep-1.wistia.com/medias/8v9z1t25se>



The Student Dashboard

The student home page features a “Student Dashboard” that allows you to navigate through the program.

The screenshot shows the Method Test Prep Student Dashboard. At the top left is the Method Test Prep logo. To the right is a 'Logout' button. Below the logo is a navigation menu with 'ACT' and 'New SAT' tabs. The 'New SAT' tab is active, and a dropdown menu is open showing options: Home, Evaluation Tests, Lessons / Quizzes, Vocabulary Builder, Full Length Exams, Personal Information, Resource Materials, and Resource Center. The main header area says 'Student Dashboard' and 'Welcome Ron W. Easley' with a 'My Account' button. Below this is a course filter bar with 'ACT' and 'New SAT' buttons, and a date filter bar with 'All Time Data' and 'This School Year (July 15 - Present)' buttons. A progress bar shows '1% completed'. The dashboard is divided into three weekly sections: Week 1, Week 2, and Week 3. Week 1 lists five tasks: 1. Take a warm up set of Reading questions (approx. 5 min.), 2. Take a warm up set of Math questions (approx. 5 min.), 3. Take a warm up set of Writing and Language questions (approx. 5 min.), 4. General Things to Know About the SAT (approx. 15 min.), and 5. Learning Styles Inventory (approx. 10 min.). Week 2 lists four tasks: 6. Take the Reading Evaluation (approx. 25 min.), 7. Take the Math Evaluation (approx. 25 min.), 8. Take the Writing and Language Evaluation (approx. 25 min.), and 9. Math Lesson #1: Plug in Numbers (approx. 15 min.). Week 3 lists four tasks: 10. Reading Lesson #1: Best Reading Practices (approx. 15 min.), 11. Writing and Language Lesson #1: Subject Verb Agreement (approx. 15 min.), 12. Math Lesson #2: Literal Equations (approx. 15 min.), and 13. Reading Lesson #2: Strategy for Vocab in Context (approx. 15 min.).

Working from top left, down through the page, you will find a vertical grey navigation bar that allows you to perform relevant tasks. Each of the items on this menu has multiple options, so hover your mouse over the menu to see the choices.

In the center of the page is a horizontal grey bar that lets you toggle between our ACT and SAT modules (this is only available at schools that have subscribed to both of our




The Student Dashboard

programs). Below that is a horizontal blue navigation bar that provides access to your statistics.

Below that you will see a large checklist of hyperlinks to lessons and other **tasks**. Each task has an estimate of how much time it should take to complete (though your results may vary). You will see that the tasks are blocked off in “Weeks”: don’t let this intimidate you! While it would be great to have 16 or more weeks to prepare for standardized tests, not everyone has that luxury. You can do as many tasks per week as you can handle.

Two of the most important things to focus on are the **Evaluations** in Week 2, and the **Full-Length Tests** at the end of the checklist. No matter how much time you have before the test, you should do the evaluations as soon as you start using the program. Then, a week or two before the ACT or SAT, take at least one of the full-length tests. Those tests are timed, and they will give you an effective simulation of the real thing, which will increase your comfort level on test day.



SMART IDEA ALERT! If you have access to both modules, try doing the evaluations for both the ACT and the SAT. The tests are considerably different, and you may find that one is better suited to your strengths.



SMART IDEA ALERT! After you take a full-length test, go back into the lessons in the Method Test Prep program to review any concepts that gave you trouble. It will help you to maximize your score.



How To: Navigate The Student Dashboard

The screenshot shows the Method Test Prep Student Dashboard. The interface includes a top navigation bar with the Method Test Prep logo, a 'Logout' button, and a user profile section for 'Ron W. Easley' with a 'My Account' button. A left sidebar menu lists various program features. The main content area displays the 'Student Dashboard' title, course and date filters, a progress bar, and a list of tasks organized by week. Green arrows and yellow callout boxes provide instructions on how to navigate these elements.

Method Test Prep

Logout

ACT **New SAT**

Home
Evaluation Tests
Lessons / Quizzes
Vocabulary Builder
Full Length Exams
Personal Information
Resource Materials
Resource Center

Student Dashboard

Course : ACT New SAT

Date Filter : All Time Data This School Year (July 15 - Present)

Click the "My Account" button to change your password.

Use this to switch between modules and to display your progress over different date ranges.

Checklist Scores by Concept Eval Scores Full Length C... er And Words Missed List Practice Scores

Click on any of these headings to view your detailed statistics.

Click on any of the items in this menu to perform tasks within the program.

1% completed

Week 1

1. Take a warm up set of Reading questions (approx. 5 min.)
2. Take a warm up set of Math questions (approx. 5 min.)
3. Take a warm up set of Writing and Language questions (approx. 5 min.)
4. General Things to Know About the SAT (approx. 15 min.)
5. Learning Styles Inventory (approx. 10 min.)

Week 2

6. Take the Reading Evaluation (approx. 25 min.)
7. Take the Math Evaluation (approx. 25 min.)
8. Take the Writing and Language Evaluation (approx. 25 min.)
9. Math Lesson #1: Plug in Numbers (approx. 15 min.)

Week 3

10. Reading Lesson #1: Best Reading Practices (approx. 15 min.)
11. Writing and Language Lesson #1: Subject Verb Agreement (approx. 15 min.)
12. Math Lesson #2: Literal Equations (approx. 15 min.)
13. Reading Lesson #2: Strategy for Vocab in Context (approx. 15 min.)

Click on any of these hyperlinks to complete a checklist task.

You will get a green check mark next to every task you complete.



Checklist Tasks: Lessons & Quizzes

The heart of the Method Test Prep program is the dozens of detailed lessons that break standardized tests into understandable **concepts**. Each lesson provides a mix of strategic (how to recognize what the test wants, and how to answer the question most efficiently) and academic content. The program isn't designed to take the place of your teacher, but by using it you can learn what you need to know to succeed on the ACT and SAT.

Week 3

- 10. Reading Lesson #1: Best Reading Practices (approx. 15 min.)
- 11. Writing and Language Lesson #1: Subject Verb Agreement (approx. 15 min.)
- 12. Math Lesson #2: Literal Equations (approx. 15 min.)
- 13. Reading Lesson #2: Strategy for Vocab in Context (approx. 15 min.)

Week 4

- 14. Writing and Language Lesson #2: Combining Sentences (approx. 15 min.)
- 15. Math Lesson #3: Functions & Statistics (approx. 15 min.)
- 16. Reading Lesson #3: Reading with Diagrams Part 1 (approx. 15 min.)
- 17. Writing and Language Lesson #3: Tense (approx. 15 min.)

Week 5

- 18. Math Lesson #4: No Calculator Part 1 (approx. 15 min.)
- 19. Reading Lesson #4: Read the Introduction (approx. 15 min.)
- 20. Writing and Language Lesson #4: Proper Number Agreement (approx. 15 min.)
- 21. Math Lesson #5: No Calculator Part 2 (approx. 15 min.)

Each lesson is followed by a **mastery quiz** that will give you a chance to answer every variety of question you will find on the test for each concept. Every quiz question includes two features that will be very helpful to you: a clock, and a detailed explanation.

The clock will count upwards from zero, and it is there to give you a sense of time. There is no guessing penalty on the ACT or SAT, but that doesn't mean you should spend 5 minutes puzzling over an answer. You will probably find that 1 minute is about the most time you'll want to spend on a question.

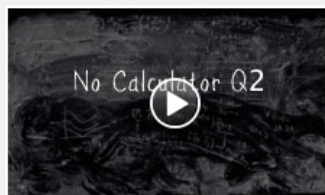


Checklist Tasks: Lessons & Quizzes

Every question also features a detailed explanation of how to get the right answer. These explanations may include videos to show you how you can mark up your test booklet to help solve the question. You should review these explanations carefully.



Your Explanation Video



As usual, we're going to base all of our calculations off of 10% of the appropriate numbers. First, we determine the number of students who were accepted by finding 35% of 10,200. To do so, we find 10% of 10,200 by moving the decimal place one unit left:

$$10,200 \rightarrow 1,020 \leftarrow 10\% \text{ of the original.}$$

Notice, though, that we have to find 35%. This means we should also find what 5% of the original would be to make our overall calculation easier. This simply means halving the 10% value we found.

$$1,020 / 2 = 510 \leftarrow 5\% \text{ of the original.}$$

We know that to find 35%, we'll have to add 3 *times* the 10% value plus the 5% value.

$$(3 \times 1,020) + 510 = 3,570.$$

Next, we will find the 40% of *these* students who actually accepted admission, which is what the question wants. Again, we'll first find 10% by moving the decimal point, and then quadruple it to get 40%.

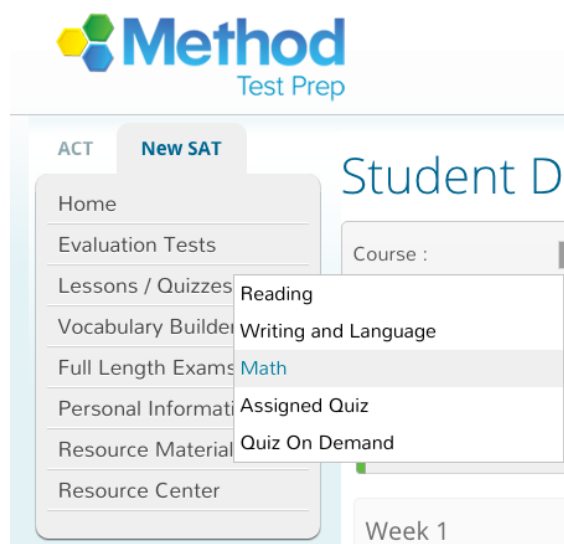
$$3,570 \rightarrow 357 \leftarrow 10\%$$

$$357 \times 4 = \mathbf{1428}, \text{ or } \mathbf{\text{Choice A.}}$$



Checklist Tasks: Lessons & Quizzes

Each task is listed on the dashboard with an estimate of how much time it should take to complete. An alternative, and faster, way of accessing the lessons grouped by subject is to select “Lessons/Quizzes” from the grey vertical navigation bar at the left hand side of the screen.



This will take you to a page that allows you to choose any lesson and/or quiz. You will also be able to see your scores on each of the quizzes here.

The screenshot shows the 'Lesson / Quizzes: Math' page. The navigation menu on the left is the same as the dashboard. The main content area displays a table with lesson titles, quiz titles, and cumulative scores.

Lesson Title	Quiz	Cumulative Score
Plugging In Numbers	Plugging in Numbers	0/0
Functions	Functions - New SAT	0/0
System of Equations	System of Equations	0/0
Circles - New SAT	Circles - New SAT	0/0
Functions & Statistics - New SAT	Functions & Statistics - New SAT	0/0
Absolute Value	Absolute Value	0/0
Literal Equations	Literal Equations	0/0
Mean Median Mode	Mean Median Mode	0/0
Probability	Probability	0/0



Checklist Tasks: Lessons & Quizzes

For more details on how to check your quiz results, read on, or watch the video below:

Movie 3.1 How To View Quiz Results

The screenshot shows the Method Test Prep Student Dashboard. On the left is a navigation menu with options: Home, Evaluation Tests, Lessons / Quizzes, Vocabulary Builder, Practice Questions, Full Length Exams, Premium Audio, Personal Information, Resource Materials, and Resource Center. The main content area is titled 'Student Dashboard' and includes a 'Course' filter (ACT, SAT, New SAT) and a 'Date Filter' (All Time Data, This School Year July 15 - Present). Below this is a progress bar showing '2% completed'. The dashboard lists tasks for Week 1 and Week 2. Week 1 tasks include: 1. Take a warm up set of sentence completion questions (approximately 4 min.), 2. Take a warm up set of math questions (approx. 5 min.), 3. Take a warm up set of grammar questions (approx. 5 min.), 4. Take a warm up set of reading comprehension questions (approx. 4 min.), and 5. General Things to Know About the SAT (approx. 15 min.). Week 2 tasks include: 6. Take the critical reading evaluation. Make sure you read the explanations of the ones you got wrong at the end. (approx. 25 min.), 7. Take the math evaluation. Make sure you read the explanations of the ones you got wrong at the end of the section. (approx. 25 min.), and 8. Take the writing evaluation. Make sure you read the explanations of the ones you got wrong at the end.

<https://methodtestprep-1.wistia.com/medias/1tnr10uvtw>



Using the Navigation Bar

The horizontal blue bar on the Dashboard gives you quick access to statistics and details that let you track your progress through the Method Test Prep program.

Working from left to right, you will find links to: your *Scores By Concept*, your *Evaluation Scores*, your *Full-Length Scores*, your *Quiz Scores*, your *Words Mastered* and *Words Missed* list, and finally *Practice Scores*.

When you click on any of these reports, the grey bar is always available on the left side of the screen and the blue bar is always at the top of the screen, so it is easy to leave a report and jump to another part of the program.



SMART IDEA ALERT! In the next few pages you will see each report and the detailed information that accompanies it. Check in with these reports regularly to see how you are doing.



SMART IDEA ALERT! The program is designed to allow you to “teach yourself” what you need to know to prepare for standardized tests. But if you find any concepts that are just too hard to understand, feel free to show these reports to a teacher or tutor at your school. Together you can review the concept and work through it until it makes sense.



Scores By Concept

As you work through the Method Test Prep program you can check your results in the different sections of the test for which you are preparing by using the *Scores By Concept* screen.

Checklist Scores by Concept Eval Scores Full Length Quiz Scores Words Mastered And Words Missed List Practice Scores	
Subject	Cumulative Scores
Math	53/62
Reading	49/59
Writing and Language	30/30

Click a subject to see a detailed concept by concept breakdown of your quiz results.

Simply click the name of a subject to get a detailed report (see next page) that shows how many questions you have answered for each concept, how many you got right, and the overall percentage correct.

This screen (and several others in the program) also compare your results to the **Method Test Prep Norm (MTP Norm)**. The MTP Norm is computed nightly and is based on every user of our program.



SMART IDEA ALERT! Don't obsess to get a perfect score right away--after all, hardly anyone will get a perfect score on the actual test. But do use the MTP Norm to gauge your results against a meaningful comparison group.



Scores By Concept

[Checklist](#)
[Scores by Concept](#)
[Test Scores](#)
[Quiz Scores](#)
[Practice Scores](#)
[Words Mastered And Words Missed List](#)

[Back](#)

Differential information is updated nightly. The information was last updated on: 02/11/2016- 02:07:12 AM.

Legend ● >10% below MTP Norm ● 0 to 10% below MTP Norm ● .001 to 10% above MTP Norm ● >10% above MTP Norm						
Concepts	Strength	Number of questions correct	Number of questions	Percentage	Mtp Norm	Differential
Analysis in History	●	0	0	--	69.39 %	--
Analysis in Science	●	5	6	83.33 %	55.86 %	27.47 %
Best Reading Practices	●	8	10	80.00 %	54.45 %	25.55 %
Command of Evidence	●	0	1	--	51.41 %	--
Explicit Meaning	●	0	1	--	51.64 %	--
Focus on the First 1/3rd of Passage	●	0	1	--	74.19 %	-74.19 %
History/Social Studies	●	5	6	83.33 %	59.97 %	23.36 %
Implicit Meaning	●	3	3	100.00 %	52.35 %	47.65 %
Main Idea	●	6	8	75.00 %	46.95 %	28.05 %
Paired Passages	●	0	0	--	51.22 %	--

Use this report to see your quiz results for every concept. You can also see how your results compare to the Method Test Prep Norm



Evaluation Scores

One of the first things you should do when you begin using the Method Test Prep program is to take the evaluation quizzes found in Week 2 of the ACT and SAT checklists. These evaluations will show you examples of all of the types of questions you could face on the test, and will also give you a score indexed like the test for which you are preparing:

Evaluation Result

View and/or Print Full Results

Course: New SAT Subject: Reading

Date and Time: February 11, 2016 07:29AM

Your final score: 11 of 18 - 61.11%

This is approximately a 570 on the New SAT

Good

Return Home

Print This Page

Retake Test

Return to Checklist Item

At any time you can click *Eval Scores* in the horizontal blue bar to see a more complete breakdown of your evaluation scores:

ACT SAT New SAT

Home

Evaluation Tests

Lessons / Quizzes

Vocabulary Builder

Practice Questions

Full Length Exams

Personal Information

Resource Materials

Resource Center

Welcome

My Account

Test Score

Course : ACT SAT New SAT

Date Filter : All Time Data This School Year (July 15 - Present)


Checklist Scores by Concept Eval Scores Full Length Quiz Scores Words Mastered And Words Missed List Practice Scores

Evaluation Tests for ACT		Score	Date Taken
English :	26	12/15	Feb 5, 2016
Math :	29	12/15	Feb 5, 2016
Reading :	32	13/15	Feb 5, 2016
Science :	22	9/13	Feb 5, 2016



Full-Length Scores

The Method Test Prep program contains two full-length, timed ACT tests and two full-length, timed SAT tests for you to practice with. As noted previously, you should definitely plan to take at least one of them before you take the real test for the first time. You might want to save the other of the tests for later, to “tune up” for your second real-life test. Clicking on *Full Length* in the horizontal blue bar will let you see how you’ve done on these authentic preparation tests.

Logout

ACT

New SAT

Home

Evaluation Tests

Lessons / Quizzes

Vocabulary Builder

Full Length Exams

Personal Information

Resource Materials

Resource Center

Full Length Exam

Evidence-Based Reading and Writing Section SCORE

N/A

+

Math Section score

N/A

=

Total SAT score

N/A

?

[Click here to view the new conversion chart](#)

Full-Length SAT #1	Raw Score	Date Taken
Reading : N/A		
Section 1 (65 minutes)		<div>Start Test</div>
Writing and Language : N/A		
Section 2 (35 minutes)		<div>Start Test</div>
Math : N/A		
Math Calc: Section 3 (25 minutes)		<div>Start Test</div>
Math No Calc: Section 4 (55 minutes)		<div>Start Test</div>



Quiz Scores

Clicking on *Quiz Scores* in the horizontal blue bar will give you results on each of the mastery quizzes you've done. You can see your cumulative score by subject, and your most recent score on this report.

Course : ACT SAT NEW SAT

Date Filter : ALL TIME DATA THIS SCHOOL YEAR (JULY 15 - PRESENT)

Checklist	Scores by Concept	Eval Scores	Full Length	Quiz Scores	Words Mastered And Words Missed List	Practice Scores
-----------	-------------------	-------------	-------------	-------------	--------------------------------------	-----------------

Subject	Last Date Taken	Last Score	Cumulative Scores
English	Dec 30, 2015	4/5	47/67
Math	Jan 25, 2016	3/3	46/88
Reading	Jan 23, 2016	1/1	18/53
Science	Dec 30, 2015	3/4	31/61



Quiz Scores

Click on any of the subject names to get a more detailed report. You can sort by any of the columns if you want to see your best or worst scores.

Course : ACT SAT NEW SAT

Date Filter : ALL TIME DATA THIS SCHOOL YEAR (JULY 15 - PRESENT)

Checklist
Scores by Concept
Test Scores
Quiz Scores
Practice Scores
Words Mastered And Words Missed List

[Back](#)

Differential information is updated nightly. The information was last updated on: 02/11/2016- 02:00:34 AM.

<div style="display: flex; justify-content: space-between; align-items: center; font-size: small;"> <div>Legend</div> <div> ● >10% below MTP Norm ● 0 to 10% below MTP Norm ● .001 to 10% above MTP Norm ● >10% above MTP Norm </div> </div>						
Quiz Name	Cumulative Score	Number of Questions Correct	Number of Questions	Percentage	MTP Norm	Differential
Absolute Value	●	5	6	83.33%	59.19%	24.15
ACT Math 31	●	0	0	0.00%	65.00%	--
Area and Volume	●	0	0	0.00%	57.14%	--
Average (Mean) Questions	●	1	4	25.00%	54.57%	-29.57
Be Careful with Fractions and Negatives	●	1	4	25.00%	52.36%	-27.36
Circles	●	0	0	0.00%	100.00%	--
Exponents	●	3	4	75.00%	53.59%	21.41
Functions	●	0	0	0.00%	56.95%	--
Functions	●	5	6	83.33%	58.54%	24.80
Geometry: Polygons	●	0	0	0.00%	61.26%	--

⏮
⏪
1/4
⏩
⏭

10
⏴



Vocabulary Builder

Method Test Prep's *Vocabulary Builder* program is based on a dictionary of hundreds of words likely to appear on the ACT and SAT. The *Vocabulary Builder* provides you with a basic definition of each word and the word's pronunciation, and uses it in a sentence.

Click on "Vocabulary Builder" in the grey vertical menu and you can choose to take a quiz. The program will randomly give you a word to define.

Method Test Prep

ACT New SAT

Home
Evaluation Tests
Lessons / Quizzes
Vocabulary Builder
Full Length Exams
Personal Information
Resource Materials
Resource Center

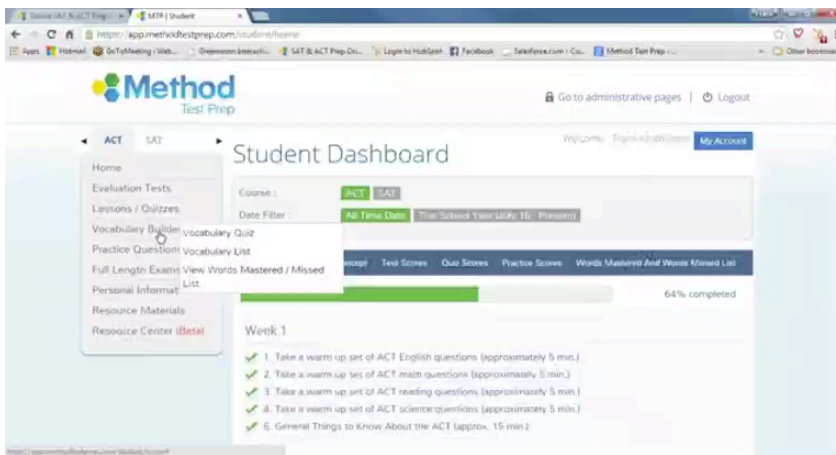
Vocabulary Quiz

Define : haughty

A. criticize, reprimand, blame
B. arrogant, overbearing ✓
C. very careful, paying attention to details
D. dull, uninteresting, boring

Submit

Movie 4.1 The MTP Vocabulary Builder



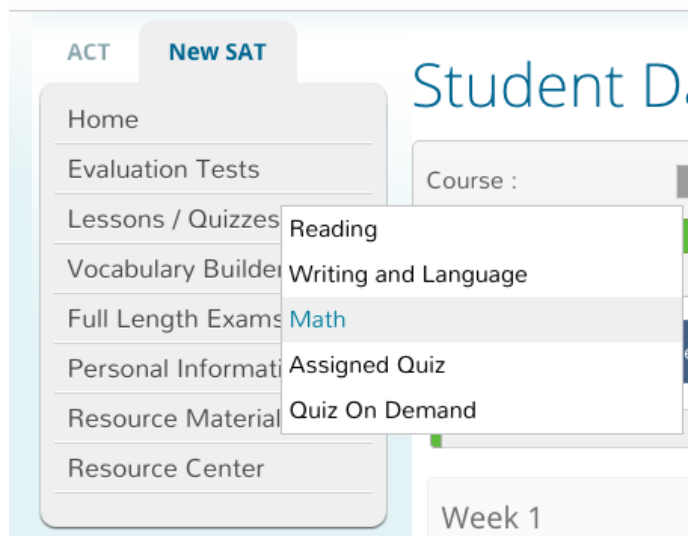
<https://methodtestprep-1.wistia.com/medias/mf7s9f8u9o>

To "master" a word, you have to get it right twice, which might require you to use the program for a half hour or more. During that time you will be exposed to lots of words.

At any time you can choose to view the list of the words you've missed and the list of the words you've mastered. There is a definite correlation between vocabulary and test scores, so this program will be very helpful!



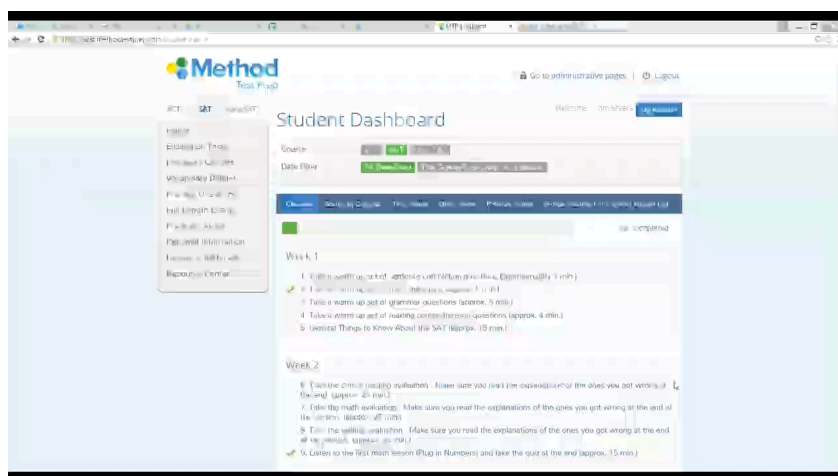
Quiz on Demand



The Method Test Prep program contains thousands of questions (all of which include detailed explanations of the correct answer, many with video answers) and the bank of questions is continually growing. You can ask the program to give you a quiz on any subject and concept, or combination of concepts. Just go to the grey vertical bar and choose “Lessons/Quizzes” and “Quiz on Demand”.

The following video walks you through the process of building the quiz. Just like the mastery quizzes, your custom quiz will include detailed explanations, and you can take the quiz multiple times.

Movie 5.1 Quiz on Demand



<https://methodtestprep-1.wistia.com/medias/7m2dm62zri>



MTP Resource Center

Method Test Prep's program has always had a plethora of supplemental and educational resources, ranging from user manuals to videos and PowerPoint presentations about standardized tests, to study guides that students have consistently praised as highly valuable.

The current version of Method Test Prep's online program has revamped the presentation of these items by placing them in the *Resource Center*. The Resource Center is an attractive, dynamic, highly sortable mechanism that can make it easy to find what you are looking for, while also encouraging you to "stumble upon" helpful tools that you didn't even know you needed.

Course: New SAT

Subject: ALL

Choose Concept

Advanced Search

Search

Reset

Mouse over the resources to perform additional functions.

Sort by Suggested Resources

Total Results: 656

MTP Picks

SAT Math Packet

Functions Lesson

Most Popular

SAT Math Packet

This is a cram packet for SAT math.

★★★★★ 691 views

SAT Grammar Packet

SAT Critical Reading Review Packet

SAT Sample Essay

Very Hard Math Problems Answer Key

MTP STUDENT USER GUIDE

SAT Math Index

Review Packets

Very Hard Math Problems

★★★★★ 200 views

Plug In Numbers Review Packet

Very Hard Math Problems Answer Key

SAT Critical Reading Review Packet

SAT Grammar Packet

SAT Sample Essay

Quiz for 5 Biggest Mistakes Video



MTP Resource Center

There are literally scores of materials in the Resource Center and we are constantly adding more. One great feature of the Resource Center is that it is linked to the program, so you can search for materials related to particular concepts. To do so, select your test, subject and concept(s) at the top of the screen and click the "Search" button (it will appear after you make your selections in the window pictured below).

Course: New SAT

Subject: ALL

Choose Concept

Advanced Search

☐ Absolute Value

☐ Algebra

☐ Analysis in History

☐ Analysis in Science

☐ Angles

☐ Area

☐ Best Reading Practices

☐ Careers

☐ Circles

☐ Circumference

☐ Combinations

☐ Combining Sentences

☐ Command of Evidence

☐ Comparative and Superlative

☐ Complex Numbers

☐ Data Interpretation

☐ Diction Error

☐ Explicit Meaning

☐ Exponential Equations

☐ Exponents

☐ Expression of Ideas

☐ Extended Thinking

☐ Focus on the First 1/3rd of Passage

☐ Functions

☐ Geometry

☐ Grammar

☐ Graphs

☐ Grid-ins

☐ History/Social Studies

☐ Humanities

☐ Implicit Meaning

☐ Incorrect Comparison

☐ Inequalities

☐ Linear Equations

☐ Literal Equations

☐ Main Idea

☐ Mean

☐ Median

☐ Mixtures

☐ Mode

☐ Multi Variable

☐ No Calculator

☐ Paired Passages

☐ Parallelism

☐ Percents

☐ Perpendicular Lines

☐ Plug In Numbers

☐ Probability

☐ Pronoun Antecedent Agreement

☐ Pronouns

☐ Proper Number Agreement

☐ Proportions

☐ Punctuation

☐ Pythagorean Theorem

☐ Quadratics

☐ Radicals

☐ Rationalization

☐ Ratios

☐ Read Quickly with a Purpose

☐ Read the Introduction

☐ Reading

☐ Reading w/ diagrams

☐ Redundancy

☐ Relevance

☐ Science

☐ Sequences

☐ Shaded Region

☐ Single Variable

☐ Slope

☐ SOH-CAH-TOA

☐ Special Right Triangles

☐ Strange Symbols

☐ Subject After Comma

☐ Subject Object Agreement

☐ Subject Verb Agreement

☐ Systems of Equations

☐ Tense

☐ Tone

☐ Transitional Phrases

☐ Trigonometric Identities

☐ Trigonometry

☐ US and World Literature

☐ Vocabulary in Context

☐ Volume

☐ What Lines Should I Read

☐ Word Problems



MTP Resource Center

Method Test Prep users can rate everything they find in the Resource Center (akin to how customers can rate products on online shopping sites). Please feel free to rate the materials that you look at, as user ratings is a search criteria built into the Resource Center.



SMART IDEA ALERT! The hyperlinks at the bottom of the screen pictured above will reveal other materials in the Resource Center that you might want to see.



SMART IDEA ALERT! The Resource Center will keep track of the videos that you've watched and will automatically shift new content to the top of your list of available material.