

BC Diploma, Associate Degree, and Certificate Student Outcomes - Career Cruising Report

Vancouver Island University

This report shows data from the 2008, 2009, and 2010 BC Diploma, Associate Degree, and Certificate Student Outcomes Survey.

Program: Dental Assistant (Certificate)

Former Students

83 students from the above program were asked to complete the survey


- 0% were male, and 100% were female
- the typical age was 24

54 students completed the survey

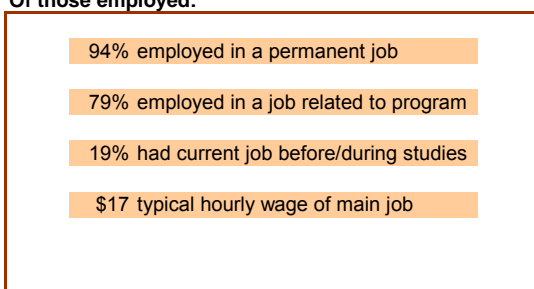
- 100% finished the program (not asked in 2010)

Employment

How many former students are employed?




Of those employed:

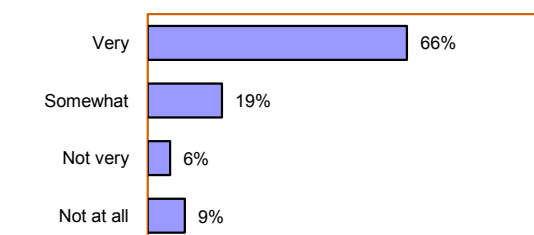


Employed former students were asked:

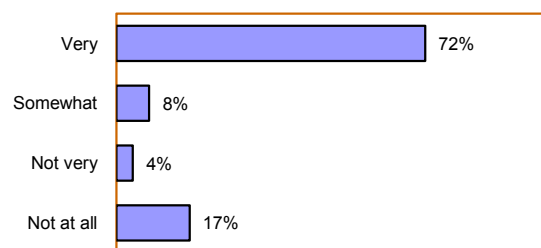
How useful was your program in getting your job?



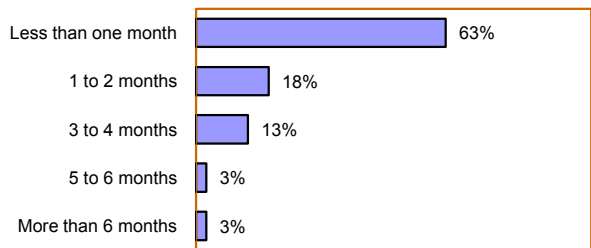
How useful were the knowledge and skills you gained in your program in performing your job?



How related is your job to the program you took?



How long did it take you to find your program-related job?



* Means that fewer than ten students answered this question.

** Means that results are not shown because not enough students answered this question.

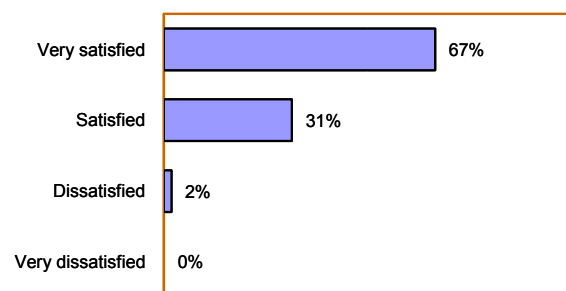
"n/a" means that there are no valid responses to the question.

NOTE: All percentages are rounded to whole numbers.

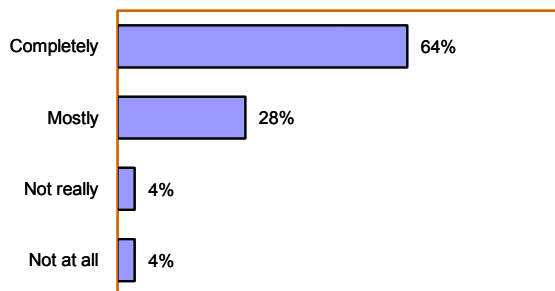
BC Diploma, Associate Degree, and Certificate Student Outcomes - Career Cruising Report

Satisfaction

How satisfied are you with your education?

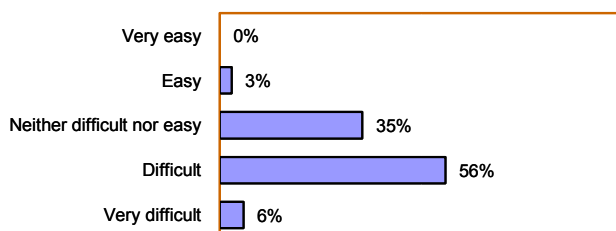


Was your main reason for enrolling met?



Difficulty

How difficult was the program? (not asked in 2010)



Student Ratings

Program:

	<i>Very Good or Good</i>
Quality of instruction	89%
Amount of practical experience	94%
Textbooks and learning materials	85%
Library materials	78%
Quality of computers and software	53%
Quality of other tools/equipment	91%
Availability of instructors <i>(not asked in 2010)</i>	85%
Helpfulness of instructors <i>(not asked in 2010)</i>	91%
Fair assessments (tests, papers) <i>(not asked in 2010)</i>	85%
Organization of program	81%

Courses:

	<i>Very Good or Good</i>
Being up to date	85%
Covering topics relevant to field	91%
Covering standards used	98%
Synthesizing information <i>(not asked in 2010)</i>	88%
Encouraging to think in new ways <i>(not asked in 2010)</i>	88%
Opportunity for class discussion <i>(not asked in 2010)</i>	88%

About the Data in this Report

The BC Diploma, Associate Degree, and Certificate Student Outcomes Survey (DACSO) is an annual province-wide survey conducted with funding from the Ministry of Advanced Education, and participating B.C. post-secondary institutions. Former students are contacted 9 to 20 months after completing all, or a significant portion, of their program of study and asked to evaluate their educational experience and to talk about their employment outcomes, further education, and personal development. BC Stats manages the data collection, under the authority of The Statistics Act.

For more information on BC student outcomes, please see <http://outcomes.bcstats.gov.bc.ca>.



* Means that fewer than ten students answered this question.
 ** Means that results are not shown because not enough students answered this question.
 "n/a" means that there were no valid responses to the question.
 NOTE: All percentages are rounded to whole numbers.